

New African Curculionidae

By Sir Guy A. K. Marshall

In a small collection of African Curculionidae, mostly collected in West Africa by Dr. Bechyné, kindly submitted to me by Dr. E. Haaf, of the Museum G. Frey, Tutzing, I have found a number of new species, a few of which are described below.

Unless otherwise indicated the types of these are all contained in the Museum Frey, with whose consent cotypes have been retained for the British Museum (Nat. Hist.), and for this I offer my grateful thanks.

I must also express my thanks to Mrs. C. A. O'Brien for the excellent drawings of the new species which she has executed.

Subfamily Brachyderinae

Acherdus gen. n.

Head exerted, subconical, with a deep median stria ascending to the vertex, not constricted behind the eyes, which are nearly flat, the frons as wide as the dorsal area of the rostrum, the temples about four-fifths the length of the eye. **R o s t r u m** stout, about as long as broad, somewhat widened apically; the dorsal area quite flat transversely, the lateral areas vertical, so that the scrobes are visible from above at the apex; epistome triangular, the obtuse lateral margins forming an acute angle; mentum with two long setae and two short ones between them; mandibles with a sharp median tooth. **A n t e n n a e** with the scape nearly straight, shortly exceeding the eye, squamose; funicle with joint 1 longer than 2, the rest bead-like. **P r o t h o r a x** subcylindrical, not constricted, the base truncate and immarginate, the apical margin obliquely truncate laterally. **S c u t e l l u m** small but distinct. **E l y t r a** pyriform, widest much behind the middle, the base jointly truncate and distinctly marginate, the shoulders very narrow and obsolescent, with ten striae but the tenth abbreviated. **L e g s** with the femora clavate and having a small sharp tooth; the tibiae nearly straight, the front pair gently curved dorsally, strongly mucronate, and very finely denticulate beneath, the hind pair with the corbels bare and rather narrowly enclosed; the tarsal claws connate. **S t e r n u m** with the procoxae much nearer to the front of the prosternum, the gular margin

truncate; mesepisterna reaching the base of the elytra; the metasternum much shorter than the mesocoxae, the metepisternum narrow and free throughout, the metacoxae not quite reaching the elytra. Venter with the intercoxal process ogival and narrower than a coxa; ventrite 2 as long as 3 + 4 in the middle.

Genotype *Acherdus pictus* sp. n.

In Dr. van Emden classification (Ann. Mag. N. H. (11) XI, 1944, p. 503) this genus will fall in the tribe Cneorhinini, next to the Mexican genus *Mestorus* Schh. which differs in *ter alia* in having no carina or constriction at the base of the elytra and no trace of shoulders.

The genotype bears a marked superficial resemblance to some species of the African genus *Ischnomias* Fst. (*Dermatodini*).

***Acherdus pictus* sp. n.** (Fig. 1)

♂ ♀. Derm piceous, the underside clothed entirely with dense pale green scales; head and rostrum above brown with scattered grey or coppery scales; pronotum brown; elytra brown with the following markings of metallic green; a broad lateral stripe from stria 8 to the margin extending from base to apex, adjoining this from the base to the middle (sometimes interrupted) another stripe between striae 4 (or 5) and 8, which emits a branch at the middle inwards as far as stria 2, and nearly the whole of the declivity green except interval 1 and the apical margin, which are coppery grey.

Head broad, narrowing gradually from base to apex, longitudinally convex, with a complete median stria, densely squamose; the frons flat transversely, higher than the eyes, the dorsal margins of the rostrum being continued on the head so as to form a ridge above each eye. Rostrum about as long as broad, widening gradually from base to apex; the dorsal area flat transversely, parallel-sided, with its margins sharply angulate because the lateral areas fall vertically; the scrobes very deep, sharply defined and bare. Prothorax subcylindrical, a little longer than broad, feebly rounded laterally, widest at the middle, the gently arcuate apex only slightly narrower than the base; the dorsum set with large

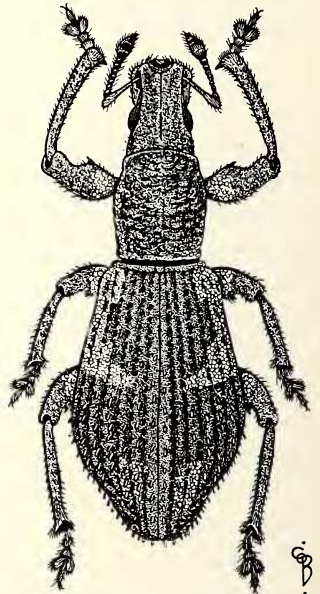


Fig. 1: *Acherdus* (g. n.) *pictus* sp. n. ♀

flat subcontiguous granules densely covered with brown scales and very short suberect spatulate setae. Elytra pear-shaped, widest a two-thirds from the base, with a narrow constriction close behind the raised truncate basal margin, the apices jointly rounded; the impressed striae with deep punctures that are separated by their own widths but often partly obscured by the scales; the broad intervals slightly convex, of equal height, finely rugulose beneath the scales, with a row of short subrecumbent scale-like setae. Legs with dense grey scales, often with a coppery reflection, but the bases of the femora bright green.

Length 5.5–6.5 mm.

Kamerun: Kumba, 2 ♂, 2 ♀, 15. XI. 1955. (type); Bombe, 7 ♂, 17. XI. 1955; Lake Barombi, 1 ♂, 1 ♀, 27. XI. 1955 (Bechyné).

Subfamily Otiorhynchinae

Amphitmetus vigil sp. n. (Fig. 2)

♂ ♀. Derm black, sparsely but evenly covered with small grey scales, which are usually rather denser on the declivity.

Head broad, the vertex with oblique carinulae converging in front, the frons with coarse close punctures (mostly concealed by scales) and a deep longitudinal median fovea; eyes unusually prominent, more than a semicircle, highest behind the middle. Rostrum nearly as long as broad, narrowing somewhat from the base to the antennae and dilated at the genae; the dorsum almost flat on the basal half, coarsely punctate, with a low median carina that is divided by a longitudinal stria; the interantennal area occupied by the ill-defined, shallowly depressed epistome, which is coarsely punctate, its apical margin deeply sinuate with the lateral angles projecting sharply forwards. Antennae stout, black; the scape with dense grey scales and stiff suberect black setae; the funicle with joint 1 a little longer than 2. Prothorax much broader than long (5 : 7), moderately rounded laterally, widest at about the middle, the apex narrower than the base; the dor-

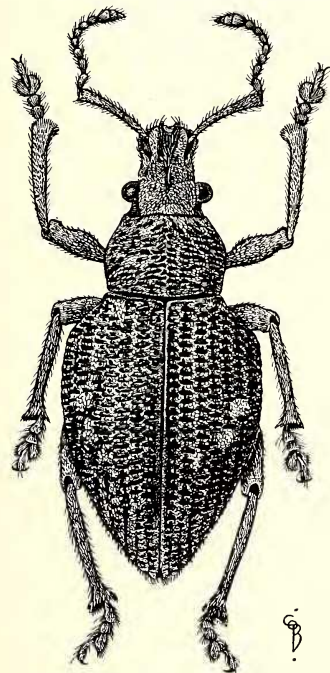


Fig. 2: *Amphitmetus vigil* sp. n. ♀

sum more convex transversely than in the other species of the genus, closely set with flattened granules, often with a faintly impressed median line and a very shallow impression in the middle of the base, without distinguishable setae. Elytra ovate, broader in the ♀, widest at the shoulders and acuminate at the apex, the base jointly truncate; the shallow striae with deep punctures that are separated in the rows by transverse ridges that are as high as or higher than the intervals and often link up laterally with the similar ridges in the other striae, thus forming irregular transverse carinae. Legs red-brown, the knees blackish, with sparse grey scales.

Length 8–10 mm.

Belgian Congo: Kivu, Uvira, 3 ♂, 3 ♀, on cotton, III. 1957 (J. N. Vrydagh).

Type in the Royal Congo Museum.

Various species have been assigned to this genus in the past which have since been transferred to *Antispyris* Mshl. (1935) in the *Peritelini*. The only species that I can at present regard as true *Amphitmetus* are *transversus* Klb. (1898), the genotype, *brevicornis* Hust. (1934), *burgeoni* Hust. (1934), *kivuensis* Hust. (1934), *oblongus* Hust. (1923), and *sylvicola* Hust. (1934), but there are several other species described by Hustache in this genus that are still unknown to me, some of which may really belong to it.

From all of these *A. vigil* differs in its stouter build and much more prominent eyes. The nearest species is perhaps *transversus*, which differs in its longer prothorax with larger granules; the setae on the scape are much broader and lancetlike; and the elytra are more produced behind, with fewer and much coarser transverse ridges.

***Amphitmetus ornatus* sp. n. (Fig. 3)**

♂ ♀. Derm rather shiny black or piceous, with spots of metallic scales; head with more or less green scaling beneath; prothorax with two large subquadrate green patches on each side, the prosternum green up to the level of stria 9 on the elytra; elytra with a narrow irregular stripe of very small round noncontiguous black scales on the intervals, and a number of widely scattered variable spots formed of much larger overlapping green or coppery scales, which are more numerous on the sides and declivity in the ♀; the underside with green scales on the sternum, along the basal margins of ventrites 1 and 2, and at the sides of the other ventrites.

Head without any transverse depression behind the eyes, shiny, with fine separated punctures and sparse semi-transparent scales (mostly

abraded) and very short subrecumbent dark setae; the frons a little wider than the dorsal area of the rostrum, nearly flat, with a large deep elongate median fovea; eyes very convex, almost semicircular, highest at the middle. **R o s t r u m** as long as broad (♀) or a little longer (♂), very slightly widening from the base to the antennae and broadly dilated at the genae; the dorsal area parallel-sided as far as the scrobes, nearly flat, with a very low median costa divided longitudinally by a fine shallow stria, the lateral

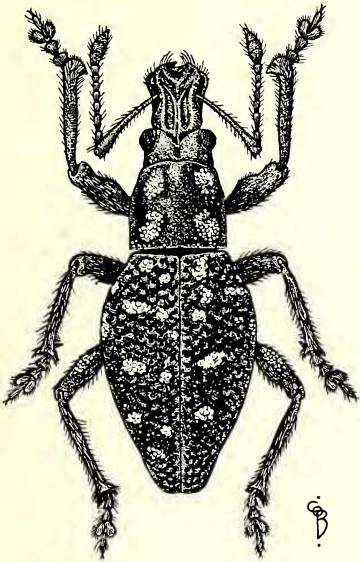


Fig. 3: *Amphitmetus ornatus*
sp. n. ♂

margins obtusely subcostate, the intervening area very shallowly punctate; a low transverse ridge between the scrobes; the interantennal area with a not very well defined epistome. **A n t e n n a e** stout, black; the scape without obvious scales but with numerous long stiff erect black setae; the funicle with joint 2 a little longer than 1. **P r o t h o r a x** transverse (4 : 5, ♀) or slightly broader than long (7 : 8, ♂), gently rounded laterally, nearly parallel-sided in the basal half, more rapidly narrowed in front, widest at the middle; the dorsum very convex transversely, without any median flattening, but with a rounded impression in each of the four green patches, with numerous small punctures and usually some larger ones, and transversely rugulose,

especially on the basal half; the dark areas without scales, the sparse setae microscopic. **E l y t r a** broadly ovate, strongly rounded laterally, widest at about one-fourth from the base, very rapidly acuminate behind, especially in the ♀, jointly truncate at the base; the broad shallow striae with large deep round punctures, the septa between which are bare of scales and on the basal half of the dorsal striae tend to become low shiny rounded bosses; the intervals narrow and irregular, with a stripe of very small black scales and an irregular row of very short recumbent setae, which are less perceptible in the ♂ except on the declivity. **L e g s** red-brown to piceous, the femora aciculate, with stout recumbent setae and no scales except a few green ones on the upper and lower edges of the posterior pairs, and also sometimes on the tarsi.

L e n g t h 9–11 mm.

K a m e r u n : Bamenda, 2 ♂, 1 ♀, XII. 1955 (Bechyné).

Differs from all previously described species of *Amphitmetus* by the complete absence of granules on the pronotum and by the markings of metallic scales.

Subfamily Tanyrhynchinae

Haptomerus confusus sp. n. (Fig. 4)

♂ ♀. Derm piceous to red-brown, with sparse small pale green or coppery scales; the prothorax with an ill-defined broad lateral stripe of denser scales; the elytra with somewhat denser stripes on intervals 3 and 7.

H e a d subconical, compressed in front so that the width across the eyes is equal to that of the base of the rostrum, the space between the eyes being about equal to the width of the middle of the scape, the temples about as long as the eyes. R o s t r u m comparatively stout, curved, parallel-sided from base to apex; the dorsal area behind the antennae strongly compressed into a narrow ridge bearing a fine median carina with a shallow stria on each side of it; the declivous lateral areas flat, smooth and impunctate, the apical area broad, with a broad median carina; the scrobes running straight and narrow almost to the lower margin of the eyes. A n t e n n a e red-brown, with joint 1 of the funicle much longer than 2. P r o t h o r a x transverse (3 : 4), strongly rounded laterally, widest at the middle, not constricted at the apex, which is much narrower than the truncate base; the dorsum very convex longitudinally, rather steeply declivous behind, with numerous, much flattened small granules and sparse short appressed setae. E l y t r a rather narrowly ovate (♂) or much broader (♀), widest at one-third, truncate at the base, without striae, the small close punctures being much confused. L e g s red-brown, with sparse small narrow scales; the front tibiae rather deeply sinuate on the apical half beneath.

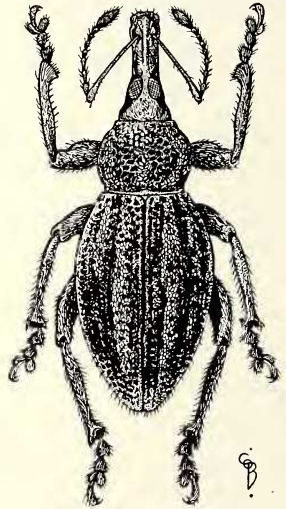


Fig. 4: *Haptomerus confusus* sp. n. ♂

L e n g t h 4.4-5.0 mm.

K a m e r u n : Bamenda, 2 ♂, 3 ♀, XII. 1955 (Bechyné).

Readily distinguished from all the previously described species by the irregularly punctate elytra.

Subfamily *Eirihininae*

Echinocnemus mollis sp. n.

♂ ♀. Derm black, with dense scales; head and rostrum dark brown above, with a few pale scales above the eyes; pronotum brown with broad ill-defined lateral grey stripes, but sometimes entirely light brown or grey; elytra with dense soft grey scales and a median brown stripe extending to stria 3 from the base of the middle, but quite undefined and often suffused with grey.

H e a d with the frons narrower than the base of the rostrum. R o s - t r u m stout, similar in the two sexes, about as long as the pronotum, very gradually widening apically, gently curved and densely squamose throughout; scrobes oblique, passing beneath the base of the rostrum, the apical half visible from above; the scales on the genae much longer and narrower than those above the scrobe. A n t e n n a e red-brown, the funicle with joint 1 as long as 2-4, 3-7 strongly transverse, gradually widening distally. P r o t h o r a x a little shorter than broad (5 : 6), moderately rounded laterally, widest at the middle, with a narrow apical constriction that is continued shallowly across the disk; the postocular lobes feeble, the front margin of the prosternum moderately sinuate; the dorsum with the dense shallow punctures concealed by the scaling, the setae very short, scale-like and recumbent. E l y t r a oblong-ovate, the base transversely truncate, the apical area not produced, the subapical impressions very shallow; the fine striae with the punctures hidden, the intervals slightly convex, densely squamose and with a row of very short scale-like whitish subrecumbent setae. L e g s with dense grey scales; the front femora of the ♂ without any fringes; the front tibiae not incurved apically and about straight on the lower edge; the tarsi narrow with joint 3 neither longer nor broader than 2.

L e n g t h 3.0-3.8 mm.

B e c h u a n a l a n d : Nafa, 3 ♂, 4 ♀, XII. 1954 (Zumpt).

Nearly allied to *E. femoralis* Mshl. (1950), from Senegal, which differs in the following particulars: the rostrum with the scales on the genae similar to those above the scrobes; the prothorax widest close to the apex and much more convex transversely on the disk; the elytra jointly sinuate at the base, the apical area more produced backwards, and the setae short and more scale-like; the femora of the ♂ with a fringe of erect scales beneath.

Subfamily Ulomascinae

Cratopechus freyi sp. n. (Fig. 5)

♂. Derm varying from piceous to flavous throughout; the head and rostrum bare above, the prothorax with a few rather stiff short erect setae along the sides, the elytra with very minute sparse appressed pale setae, and numerous long soft erect pale hairs on all the tibiae and tarsi and along the inner (or anterior) face of the inflated front femora; all these hairs and setae liable to be more or less completely abraded.

Head much longer than broad (3 : 2), the temples longer than the eye with a shallow lateral sinuation behind the middle; the dorsum quite smooth and flat, almost impunctate, the frons of about equal width in front and behind, with a small median fovea. Rostrum much longer than

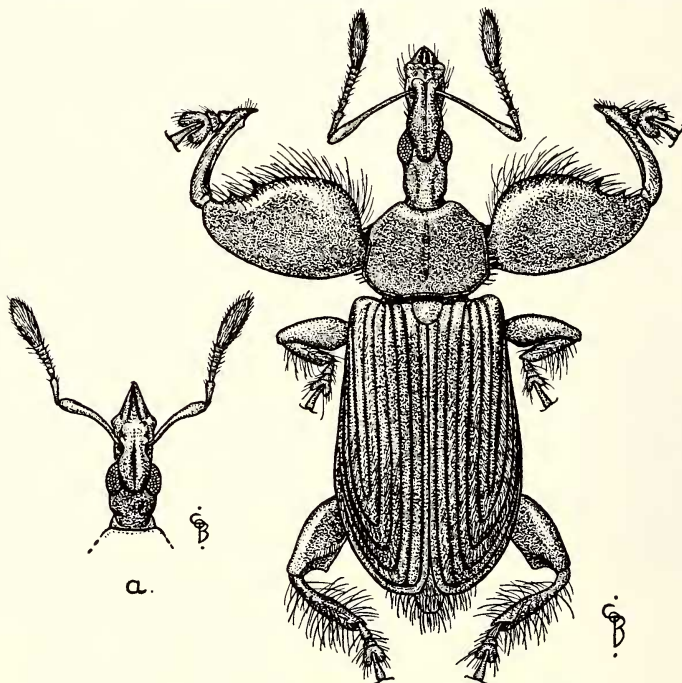


Fig. 5: *Cratopechus freyi* sp. n. ♂; a) head of ♀.

broad including the mandibles (3 : 2), widening with the sides straight from the base to the genae; the dorsum flat, with fine uneven punctures and a median sulcus that is very deep in front and becomes very shallow behind, the apical area rather abruptly lower than the disk; the lower surface with numerous long erect hairs. Antennae inserted at about the middle of the rostrum; the scape curved, somewhat compressed in the basal half and

gradually clavate apically; joint 1 of the funicle a little longer than 2 + 3, 2 much longer than broad, the rest transverse. *Prothorax* transverse, widest near the base, narrowing in a curve to the truncate apex, the basal margin broadly arcuate, the basal angles rounded; the dorsum flat, smooth, with only a few sparse punctures and a broad deep median sulcus, and a few short stiff erect setae near the lateral margins. *Scutellum* rather large, transverse, with a few minute punctures, the hind margin broadly arcuate. *Elytra* broad, oblong-ovate, slightly wider behind the middle, wider at the base than the prothorax, the basal angles projecting very slightly and obtusely forwards, without any humeral or posterior calli; the broad shallow striae with almost obsolescent punctures, 6 and 7 uniting and ceasing at about one-third from the apex; intervals 2 and 4 flat, the others narrowly subcarinate, finely shagreened, with very inconspicuous sparse dark appressed pubescence, which becomes paler and more evident at the apex. *Legs* with the posterior pairs of femora compressed and elliptical, with a large excision at the apex beneath, the inner angle of which forms a rectangular tooth; the front femora much longer, greatly inflated, obovate, flat beneath, convex above, with sparse minute punctures, the inner (or anterior) margin with two small teeth and with a complete fringe of very long soft erect hairs; the tibiae, tarsi and pygidium with similar long hairs which are often largely abraded.

♀. Differs from the ♂ in having the rostrum (without the mandibles) wider at the apex, with the dorsal apical area less steeply declivous, and the long narrow projecting mandibles nearly three times as long and meeting only at their apices; the legs have no long fringes of hairs, nor are there such hairs beneath the rostrum.

Length 2.5–4.0 mm.

Kamerun: Bamenda, 51 ♂, 70 ♀, 6. XII. 1955 (Bedhyné).

Nearly allied to *Cratopechus gedyei* Mshl. (1930) from Kenya, which differs as follows: – *C. gedyei* ♂ has a shorter head and rostrum without a median sulcus, the temple being longer than an eye, and the frons widening behind; the rostrum is less dilated apically; and the front femora have only one tooth.

Subfamily *Alcidodinae*

Alcidodes fulvocinctus sp. n. (Fig. 6)

♂ ♀. *Derm* black, not very shiny, bare, except for several bands formed of dense short recumbent setae that are dusted with fulvous powder; pronotum with a fulvous band in the basal angles extending from the lateral

margin of the elytra inwards until level with stria 4 or 3 and sometimes continuing obliquely forwards to near the apical margin; elytra with an oblique curved band from the scutellum to stria 8 at one-third from the base and a common transverse band at two-thirds from the base interrupted at the suture but reaching stria 9; underside with a broad fulvous stripe along the sides of the meso- and metasternum and a band in front of the front coxae.

H e a d with small close shallow punctures and a small frontal fovea. **R o s t r u m** of the ♂ a little longer than the pronotum, parallel-sided in the basal half then rapidly widening to the apex, with small close shallow punctures throughout which are more or less confluent longitudinally, with sometimes a fine faint median carina near the base and rarely a short stria between the antennae; rostrum of the ♀ much longer than the pronotum (11 : 7), more shiny and with much finer shallower punctures. **A n t e n n a e** with the two basal joints of the funicle subequal, 3-6 transverse, 7 as long as 2 but much thicker, subconical and pubescent. **P r o t h o r a x** transverse (4 : 5), widest at the base, narrowing with a slight curve to the distinct broad tubular apical constriction, which does not continue dorsally, the postocular lobes rather weak; the dorsum very convex transversely with small close even punctures which become rugulose and confluent on the pleurae. **S c u t e l l u m** not enclosed, small, subquadrate, almost impunctate. **E l y t r a** a little broader at the oblique shoulders than the base of the prothorax and narrowing very slightly from there to two-thirds, the apices jointly rounded; the shallow striae containing oblong separated punctures that become much smaller and shallower behind; the intervals much broader than the striae, flat, transversely rugulose towards the base and smoother behind, especially in the ♀. **L e g s** rather long and slender, with very short sparse pale setae; the femora rugosely wrinkled, the front pair with several denticles beyond the large tooth; front tibiae with an obtuse triangular in the middle.

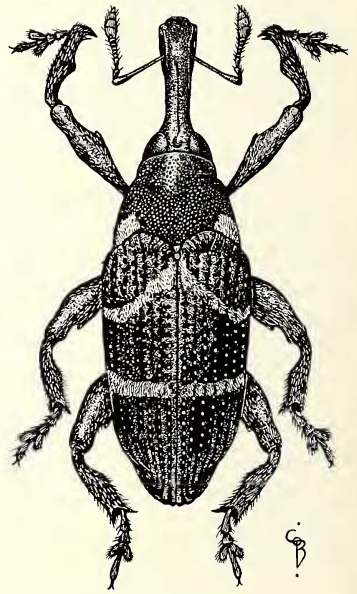


Fig. 6: *Alcides fulvocinctus*
sp. n. ♂

Length 6.5–9.5 mm.

Kamerun: Bamenda, 9 ♂, 3 ♀, XII. 1955 (Bechyné).

Belongs to the group of *Alcidodes antennalis* Fst. and *rhomboidalis* Fst., but in both these species the bands on the elytra unite laterally, whereas in *fulvocinctus* they are widely separated at the sides; further, in the two previous species the apical constriction of the prothorax is much more shallow and the punctures on the disk are closer and subreticulate; the derm of the elytra is red-brown and the intervals are simply punctate and not transversely wrinkled.

Subfamily Ithyporinae

Palaeocorynus atrovatus sp. n. (Fig. 7)

♂ ♀. Derm black, with dense light brown scales irregularly mixed with sparse grey and dark brown scales; pronotum with two small dark spots on the front margin and two larger ones on the disk; scutellum yellowish whitish; elytra with a large common eggshaped black patch on the declivity, not reaching the apex and extending laterally to stria 3, and a small elongate dark spot on the suture before the middle. Head densely squamose, invaded shortly by the rostral carina and with a small median fovea. Rostrum (♀) with three punctate and squamose striae on each side on the basal third, the part beyond the antennae (inserted behind the middle) bare and entirely impunctate; rostrum of the ♂ with the striae extending to the antennae at the middle. Antennae with the two basal joints of the funicle equal and short, the rest bead-like. Prothorax as long as broad, moderately rounded laterally, not constricted apically, the arcuate apical margin narrower than the very shallowly bisinuate base; the dorsum convex longitudinally, highest at the middle, with a narrow bare median carina from the apex to one-fourth from the base, the dense shallow punctures hidden by the large ovate scales, without setae. Scutellum round, with dense overlapping yellowish white scales. Elytra comparatively narrow, a little wider than

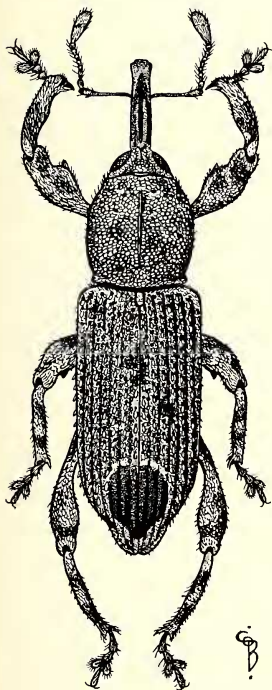


Fig. 7: *Palaeocorynus atrovatus* sp. n. ♂

the base of the prothorax, parallel-sided from the shoulders to the declivity; the uneven striae showing through the scales, but the large punctures concealed, the rugose intervals with a row of bare shiny granules, each bearing a broad suberect oblong seta. Legs with the hind femora gradually widening from the base to the tooth, not much compressed and without an external carina, only shortly exceeding the elytra, the tooth not denticulate.

Length 7.5–9.0 mm.

French Guinea: Dalaba, 1200 m., 2 ♂, 3 ♀, VI. 1951 (Bechyné).

Much resembles *P. nigrosignatus* Duviv., but the latter has the posterior black patch on the elytra oblong, not ovate; the hind femora much exceed the elytra and are more compressed at the base, and the tooth is denticulate; the elytra are smoother, narrower at the shoulders, and interval 3 has a granular elevation at the base.

Subfamily Zygotinae

Cyllophorus politus sp. n. (Fig. 8)

♂ ♀. Derm shiny black, with markings formed by subcontiguous long narrow white scales; the head with very small separated white scales below the eyes and a small dense white patch between the backs of the eyes on the frons; prothorax with subcontiguous scales over the whole pleurae up to the lateral margins of the dorsum; scutellum with dense white scales; elytra with the following markings formed of narrow separated scales: a large subquadrate spot at the base between striae 1 and 4, a spot at the base of interval 6, the entire apical half of the lateral area between striae 5 and 10, which area emits a branch from its base to stria 3 and also an irregular band right across the elytra on the declivity; the whole underside with denser similar scales, except for a broad median area down the venter which is bare.

Rostrum almost similar in the two sexes, closely punctate from the base nearly to the antennae (inserted at middle in ♀, or a little beyond it in ♂), with a smooth median stripe that is very narrow at the base and rapidly widens in front and a fine sublateral carina from base to antennae; the anterior part of the rostrum with fine sparse punctures. Antennae red-brown, the funicle with joint 1 longer than 2, 2–4 longer than broad, 5–7 as long as broad. Prothorax transverse, rapidly narrowing from the base to the very shallow tubular apical constriction, with the sides nearly straight, and a very feeble postocular lobe; the dorsum gently convex longitudinally, with very small shallow separated punctures and an indistinct smooth median stripe. Scutellum round or ovate, with dense

white scales. Elytra subtriangular, very slightly longer than broad, wider at the shoulders than the base of the prothorax, separately rounded at the apex; the dorsum with its outline nearly continuous with that of the pronotum, the deep narrow striae with shallow catenulate punctures, the

broad flat intervals quite smooth and impunctate on the bare parts, interval 1 on the right elytron being nearly twice as wide as that on the left. Legs red-brown, with short narrow non-contiguous recumbent white scales; femora with a single sharp tooth and a strong external carina, the hind pair shortly exceeding the elytra; the tibiae straight. Venter of the ♂ with a very deep broad bare cavity on ventrite 5.

Length 6.0–6.5 mm.

French Guinea: Région Kindia, Damakanya, 10 ♂, 10 ♀, IV–V. 1951. (type); Mt. Gangan, 500 m., 1 ♀, 1951; N'Zerekoro, 1 ♀, XII. 1951 (S. H. Olsen); Nimba, Vaanzou, 1 ♂, VI. 1942 (M. Lamotte).

Of the species of *Cyllophorus* known to me, this comes nearest to *angustus*

Hust. (1928) which is narrower, with much longer hind femora, the outlines of the pronotum and elytra are not continuous, for they both slope down at the base, the rostrum is densely punctate and opaque throughout, and the intervals on the elytra are rugulose.

Subfamily Menemachinae

Acatus bechynei sp. n. (Fig. 9)

♂. Derm piceous, with dense short narrow mixed grey and brown scales; the pronotum with a large subpentagonal area of fulvous scales occupying the greater part of the disk; elytra with the mixed grey and brown scales generally distributed and an ill-defined common whitish V-shaped marking running from the shoulders to the suture behind the middle, the basal part being diffused, and the suture with a line of fulvous scales from the base to the middle of the declivity, but interrupted by the apex of the V.

Head with the frons less than half the width of the large eye. Rostrum stout, nearly as long as the pronotum, moderately curved, narrowing

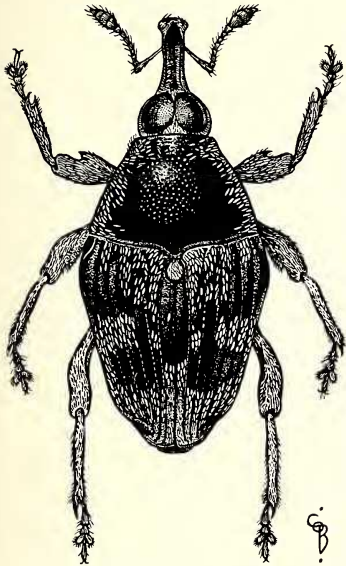


Fig. 8: *Cyllophorus politus*
sp. n. ♂

from base to the antennae then widening to the apex and somewhat compressed at the base, the coarse subconfluent punctures largely hidden by the elongate recumbent scales. *Antennae* inserted beyond the middle of the rostrum, red-brown, with only a few pale setae; the funicle with joint 1 much longer than 2, 3 longer than broad, the rest transverse and widening distally. *Prothorax* transverse (4 : 5), widest at the base, narrowing with a curve to the shallow tubular apical constriction, the apex truncate, much narrower than the deeply bisinuate base; the dorsum almost flat on the basal two-thirds of the fulvous area, with a low obtuse elevation on each side where the surface slopes down to the apical constriction; small granules can be seen through the long narrow transverse fulvous scales, the apices of which meet in the middle line to form a low ridge, and the scales are erect on the low sublateral elevations; similarly on the apical margin the scales converge into a low peak. *Scutellum* round, with sparse short scales. *Elytra* a subtriangular, much wider at the shoulders than the base of the prothorax, widest at a little behind the shoulders, then narrowing with a slight curve to the jointly rounded apex, with the posterior calli very prominent; the dorsum with the fine striae indicated through the scales but no punctures visible, the discal triangle formed by the V-shaped mark flat and not depressed at the suture, the surface sloping rather rapidly outside of the triangle; the intervals densely rugulose, without setae. *Legs* red-brown, with dense long pale scales, the front tibiae with a large triangular tooth on the inner edge at one-third from the apex.

Length 4.5 mm.

French Guinea: Foufa Djallon, Dalaba, 1200 m., 2 ♂, VI. 1951 (Bechyné).

Closely resembling the only other known species, *Acatu rhombicus* Mshl. (1930), which has broader elytra with the sutural region depressed at the base; the frons broader and the eyes much smaller; the pronotum has no obtuse sublateral elevations and is much less declivous in front; the front tibiae have no tooth on the inner edge.

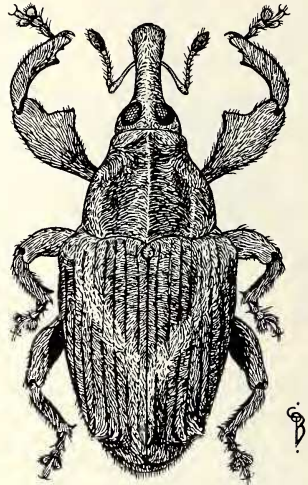


Fig. 9: *Acatu bechyneni*
sp. n. ♂